

6-GFMJ Series

Gel Valve Regulated Sealed Battery

6-GFMJ-200



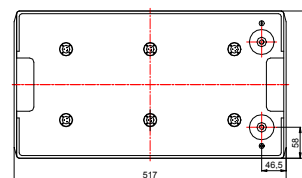
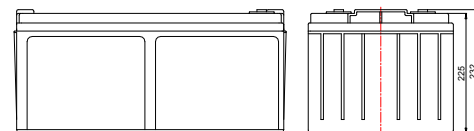
Main Applications

- ▶ Floating applications for telecom sites
- ▶ UPS & EPS & emergency lighting system
- ▶ Military field, railway system
- ▶ Power system
- ▶ Fire alarm and security system

Benefits

- ▶ Designed life of 12 years
- ▶ Excellent charging acceptability
- ▶ Lifetime maintenance free, Low annual operating cost, reduced TCO
- ▶ High security, reliability and stability

Dimensions



Technical Parameters

Nominal Voltage	12 V
Capacity	200 Ah @ 10hr to 1.80V per cell @ 25°C (77°F)
Weight	67.0 kg (147.7 lbs)
Dimensions	Length: 517 mm Width: 276 mm Height: 225 mm Total height: 232 mm
Internal Resistance (full charged)	Approx. 3.5 mΩ @ 25°C(77°F)
Short-circuit Current	1240 A(5sec)
Self Discharge @25°C(77°F)	Less than 4% after 30 days storage
Operating Temperature Range	Discharge: -40°C~50°C(-40°F~122°F) Charge: -20°C~45°C(-4°F~113°F) Storage:-20°C~40°C(-4°F~104°F)
Recommended Operating Temperature	15°C~25°C (59°F~77°F)
Maximum Charging Current	40.0 A
Charging Voltage @25°C(77°F)	Float: 2.25 V/cell, Temps coefficient -3 mV/°C Equalize: 2.35 V/cell
Terminal	M8
Container Materials	ABS/ABS V0 (Optional)
Capacity Affected by Temperature(C ₁₀)	105% @ 40°C(104°F) 85% @ 0°C(32°F) 60% @ -20°C(-4°F)
Designed Life @25°C(77°F)	12 years

Attain Certificate

- ISO 9001
- ISO 14001
- GB/T 28001
- UL
- CE

Technical Features

- ▶ The separator adopts microporous PVC-SiO₂ separator for colloidal battery, which has large porosity, small impedance
- ▶ Special gel electrolyte without flowing to avoid acid stratification and can prolong service life
- ▶ Excellent charging and discharging ability in low current
- ▶ High-purity electrolyte and special additives, low self-discharge

6-GFMJ Series

Gel Valve Regulated Sealed Battery
6-GFMJ-200



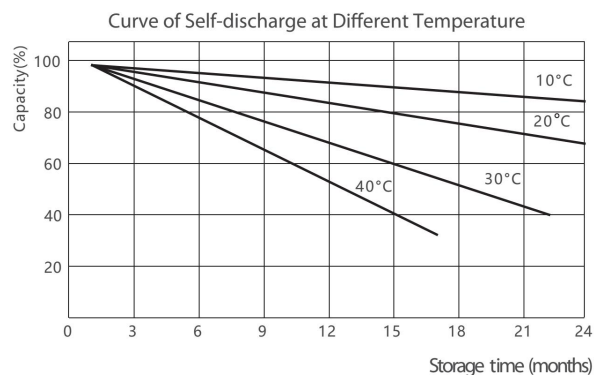
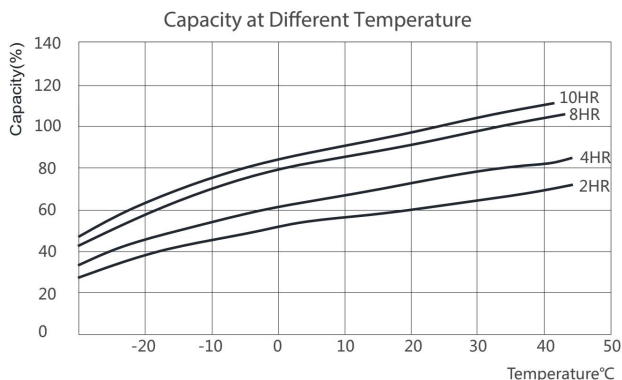
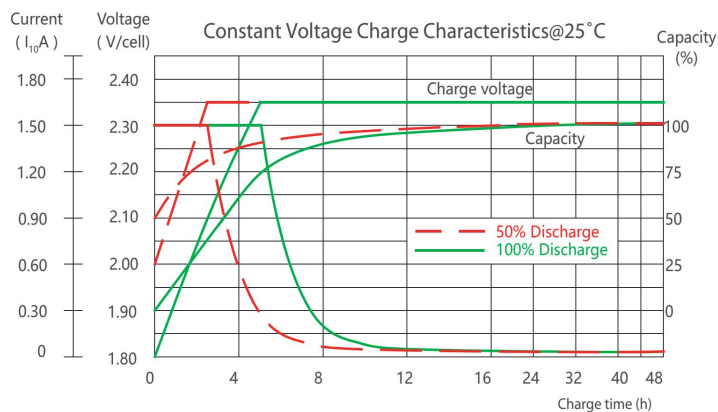
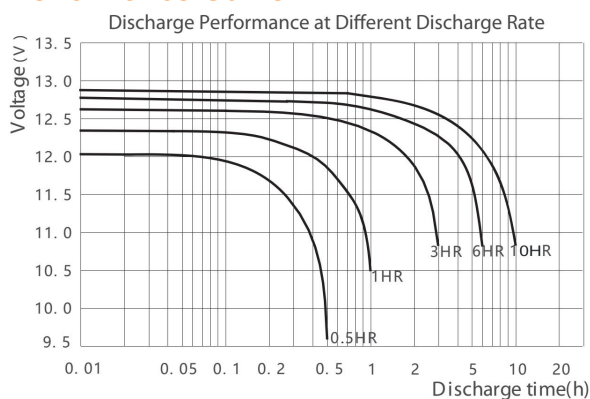
Constant Current Discharge Characteristics Unit: A (25°C, 77°F)

F.V/Time	30min	1hr	2hr	3hr	4hr	5hr	6hr	8hr	10hr	20hr
1.85V/cell	149	109	65.2	48.6	39.1	32.9	28.9	23.4	19.9	10.5
1.80V/cell	158	112	67.7	50.4	40.2	33.7	29.6	23.9	20.3	10.7
1.75V/cell	166	116	69.9	51.6	41.1	34.4	30.2	24.4	20.6	10.8
1.70V/cell	173	120	71.6	52.7	41.9	35.0	30.7	24.7	20.8	10.9
1.67V/cell	179	123	73.1	53.6	42.6	35.5	31.1	25.0	21.0	11.0
1.60V/cell	185	125	74.4	54.4	43.2	36.0	31.4	25.2	21.2	11.1

Constant Power Discharge Characteristics Unit: W/cell (25°C, 77°F)

F.V/Time	30min	1hr	2hr	3hr	4hr	5hr	6hr	8hr	10hr	20hr
1.85V/cell	286	211	129	96.2	77.6	65.4	57.8	46.9	39.9	21.0
1.80V/cell	302	216	133	99.4	79.6	66.8	59.0	47.7	40.5	21.4
1.75V/cell	316	223	137	101	81.1	68.0	59.9	48.4	40.9	21.6
1.70V/cell	328	229	140	103	82.5	69.0	60.7	48.9	41.3	21.8
1.67V/cell	338	234	142	105	83.7	69.9	61.3	49.4	41.6	21.9
1.60V/cell	346	238	144	106	84.4	70.5	61.8	49.7	41.8	22.0

Performance Curve



*Declaration:

This information is generally descriptive only and is not intended to make or imply any representation, guarantee or warranty with respect to any cells and batteries. Cell and battery designs/specifications are subject to modification without notice. Contact CHINASHOTO for the latest information.

Welcome to Visit : www.chinashoto.com